



Powerful cleaning for demanding applications

When the demand is for a machine capable of really heavy duty industrial cleaning performance, the Nilfisk CR 1500 supplies the answer.

With an all steel construction and wrap around bumpers, king-sized tanks and hopper, and a powerful 3-litre engine, this combination machine is built to perform under the toughest of conditions.

The machine's cleaning power is enhanced by disc brushes and a hydraulic system that provides a scrub brush pressure of 272 kg on the floor. The real performance capability of the CR 1500 gives outstanding results and impressive productivity gains that quickly repay investment costs.






When cleaning conditions are severe, nothing compares with the strength, power, and reliability of the Nilfisk CR 1500.





PRODUCT FACTS

- Wide scrubbing area (137 cm), a sweeping width of 152 cm, 11 km/h working speed, plus 380 litre capacity solution and recovery tanks provide high productivity
- Huge hopper with 454 litre capacity provides increased operational time, and a dump height of 152 cm for emptying into any container
- Oil and grease is removed in one pass thanks to 272 kg scrubbing pressure
- Rear wheel power steering for better traction control
- Adjustable scrubbing pressure provides first class cleaning regardless of dirt level or floor condition

Model	CR1500 P	CR1500 LPG	CR1500 D
Ref. no	56514850	56514852	56514854
Description	CR 1500 PETROL	CR 1500 LPG	CR 1500 DIESEL
PRODUCT FEATURES			
AUTOMATIC BRUSH SHUT OFF	■	■	■
AUTOMATIC SOLUTION SHUT OFF	■	■	■
ADJUSTABLE STEERING AND SEAT	■	■	■
PANEL FILTER WITH SHAKER	■	■	■
DISC BRUSH VERSION	■	■	■
NO TOOLS BRUSH ADJUSTMENT	■	■	■
DIRECT THROW SWEEPING	■	■	■
VARIABLE HIGH DUMP SYSTEM	■	■	■
TIP OUT RECOVERY TANK	■	■	■
STAINLESS STEEL CONTAINER	■	■	■
BACK UP WARNING ALARM	■	■	■
POWER STEERING	■	■	■
AUTOMATIC SQUEEGEE LIFT IN REVERSE	■	■	■
REAR BUMPER	■	■	■
INCL. ACCESSORIES			
56409232 BACK-UP ALARM	■	■	■
8-08-03107 BROOM CURB POLYPROPYLENE	■	■	■
7-24-04046 FILTER PANEL	■	■	■
56514860 KIT REAR SQUEEGEE 7765/CR	■	■	■
56514859 KIT SIDE SQUEEGEE 7765/CR	■	■	■
8-08-03180 MAIN BROOM. PROEX & WIRE	■	■	■

Technical specifications	CR 1500 PETROL	CR 1500 LPG	CR 1500 DIESEL
MOTOR POWER SOURCE	Petrol	LPG	Diesel
MOTOR TYPE	4 cyl, 86HP, 3.0L	4 cyl, 86HP, 3.0L	4 cyl, 47.3HP, 2.5L
MAX SPEED (KM/H)	11	11	11
AIRFLOW (L/SEC)	71	71	71
VACUUM (KPA)	8.0	8.0	8.0
SOUND LEVEL	86.1	86.1	86.1
PRODUCTIVITY RATE THEORETICAL/ ACTUAL (M²/H)	15070/10549	15070/10549	15070/10549
SWEEPING WIDTH (MM)	1520	1520	1520
SCRUBBING WIDTH (MM)	1370	1370	1370
MIN. TURN-AROUND AISLE WIDTH (CM)	305	305	305
MAX CLIMBING RATE (%)	14	14	14
WATER FLOW (L/M)	0-13.6	0-13.6	0-13.6
FUEL TANK (L)	35	35	35
SOLUTION/RECOVERY TANK (L)	380/380	380/380	380/380
HOPPER VOLUME (L)	454	454	454
MAX DUMPING HEIGHT (CM)	152	152	152
MAIN FILTER AREA (M²)	9.9	9.9	9.9
SQUEEGEE WIDTH (MM)	1370	1370	1370
BRUSH/PAD DIAMETER (MM)	-	-	-
BRUSH PRESSURE (KG)	272	272	272
BRUSH SPEED (RPM)	200	200	200
BRUSH SPEED/PRESSURE (RPM/KG)	200/272	200/272	200/272
MAIN BROOM (MM)	36x1067	36x1067	36x1067
SIDE BROOM DIAMETER (MM)	1x610	1x610	1x610
LENGTH X WIDTH X HEIGHT (CM)	272x150x156	272x150x156	272x150x156
NET WEIGHT (KG)	1973	1973	1973
OPERATING WEIGHT (KG)	2353	2353	2353

Accessories		Ref. no	Min. required	CR1500 P	CR1500 LPG	CR1500 D
	Padholders					
	18in PAD DRIVER ASSEMBLY	0772-074	3	+	+	+
 460mm	Pad 18" / 460mm					
	PADS CS 18" WHITE 51 5 PK	976057	1	+	+	+
	PADS CS 18" RED 51 5 PK	976058	1	+	+	+
	PADS CS 18" BLUE 51 5 PK	976059	1	+	+	+
	PADS CS 18" BROWN 51 5 PK	976060	1	+	+	+
	PADS CS 18" BLACK THICK 5 PK	976162	1	+	+	+
	Brush disc.					
	BRUSH 18" 458 5K	303000356	3	+	+	+
	BRUSH BLACK NYLON ONE PIECE	7-08-03170-1	3	+	+	+
	BRUSH POLYPROPYLENE .40 ONE PIECE	7-08-03172-1	3	+	+	+
	BRUSH STRAIGHT WIRE 17.88"	7-08-03173-1	3	+	+	+
	BRUSH SUPER GRIT BROWN 60/45/25 17.88"	7-08-03205-1	3	+	+	+
	BRUSH SOFT NYLON ONE PIECE	7-08-03262-1	3	+	+	+
BRUSH CLEAN GRIT17.88"	7-08-03269	3	+	+	+	
	Broom cyl.					
	MAIN BROOM. PROEX & WIRE STANDARD - HEAVIER DEBRIS	8-08-03180	1	+	+	+
	MAIN BROOM PROEX	8-08-03190	1	+	+	+
	MAIN BROOM NYLON GENERAL PURPOSE	8-08-03193	1	+	+	+
	MAIN BROOM NYLON HD HIGH DENSITY	8-08-03196	1	+	+	+
	MAIN BROOM FIBRE & WIRE HIGH DENSITY	8-08-03198	1	+	+	+
MAIN BROOM POLYPROPYLENE	8-08-03200	1	+	+	+	
	Side brush					
	BROOM CURB POLYPROPYLENE	8-08-03107	1	+	+	+
	BROOM SIDE NATURAL NYLON	8-08-03177	1	+	+	+

Accessories	Ref. no	Min. required	CR1500 P	CR1500 LPG	CR1500 D
Filters					
	FILTER PANEL	7-24-04046	1	+	+
	FILTER PANEL POLY MEDIA	7-24-04046-2	1	+	+
Squeegees, blades, skirts and splash guards					
	KIT SIDE SQUEEGEE 7765/CR 1500	56514859	1	+	+
	KIT REAR SQUEEGEE 7765/CR 1500	56514860	1	+	+
Others					
	TYRE REAR WHEEL (DIRECTION)	56504483	1	+	+
Options					
	URETHANE FRONT TYRES	0780-098	1	+	+
	TENSION SEAT OPTION	0780-109	1	+	+
	DEBRIS BASKET OPTION	0780-236	1	+	+
	ESP RECYCLING OPTION	0780-376	1	+	+
	POWER WAND OPTION	0780-378	1	+	+
	OVERHEAD GUARD OPTION	0780-379	1	+	+
	WET SWEEP BYPASS	0780-381	1	+	+
	LIGHT SET: HEAD, REAR, BRAKE & INDICATORS	0780-389	1	+	+
	LIGHT SET: HEAD & REAR ONLY	0780-391	1	+	+
	SEAT BELT OPT 7760 GAS DS L LP	0780-443	1	+	+
	OPTION CURB LIGHT	0780-723	1	+	+
	OPTION CURB LIGHT	0780-725	1	+	+
	TIMED FILTER SHAKER OPTION	0780-726	1	+	+
	HOPPER TEMP SENSOR OPTION	0780-727	1	+	+
	OPTION CLOGGED FILTER IND	0780-728	1	+	+
	BACK-UP ALARM	56409232	1	+	+
	FLASHING LIGHT OPTION	565148760	1	+	+
	PETROL CAP SPECIAL WITH ANTI-EXPLOSION SAFETY PIN	8-11-00024	1	+	+